

Dr. Mach
Medical lighting
+ Technology



Mach LED 130

Compact examination light with LED-technology

Mach LED 130 examination lights



Mach LED 130
50.000 Lux

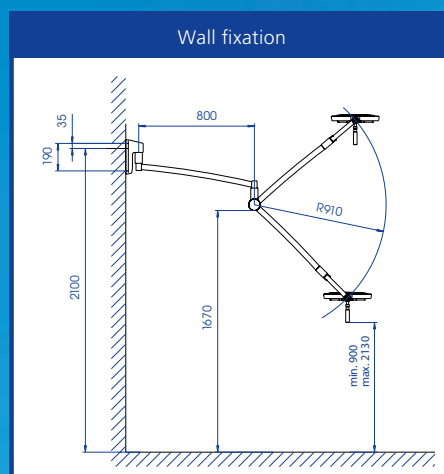
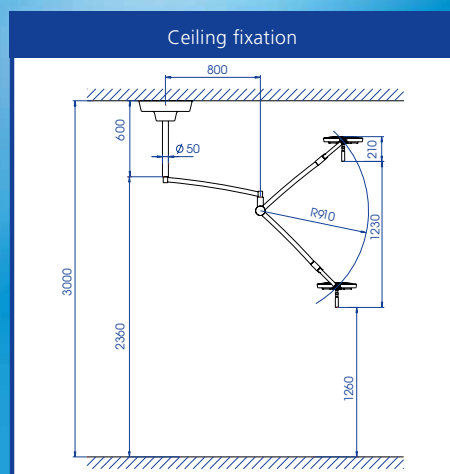
**Compact examination light
with LED-technology**
for diagnosis and prophylaxis



Mach LED 130 with ceiling fixation

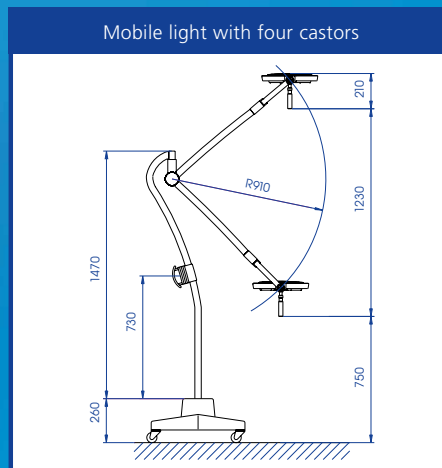


Mach LED 130 with wall fixation



Dimensions in millimeter

Mach LED 130 mobile light



Dimensions in millimeter

| Technical data Mach LED 130 (fixed focus) light system | |
|---|------------|
| Light intensity in Lux at 1 meter distance | 50.000 |
| Colour rendering index $R_a^{(1)}$ at 4500 Kelvin | 95 |
| Focussable light field size (in cm) | 17 |
| Colour temperature (Kelvin) | 4500 |
| Electronic light intensity control at the lamphead | 50 - 100% |
| Temperature increase in head area | 0,5 °C |
| Total power consumption | 20 W |
| Number of LED's | 19 |
| Life-span of the LED's | > 40.000 h |
| Working distance (in cm) | 70 - 140 |
| Lamphead diameter (in cm) | 33 |
| Height adjustment (in cm) | 119 |

(1) R_a is an average of R_1 = burnt pink, R_2 = mustard yellow, R_3 = yellow green, R_4 = light green, R_5 = turquoise blue, R_6 = skyviolet, R_7 = violet, R_8 = lilac. Maximum value = 100.

Dr. Mach LED-technology



Superiour colour rendition

With outstanding colour rendering indexes $R_a = 95$ the surgeon recognizes clearly the tiniest nuances of colour in tissue.

The colour spectrum of the wound is rendered naturally with rich contrast. The OT-light clearly provides welcome relief for your eyes.



Facetted multi-lens system

A multitude of computer-calculated facetted lenses guarantees homogeneity and lowest shadiness in the light field. Separately arranged optical systems, each with one LED module, generate their own light field, which increases the contrast effect of the OR light. Light intensities of 50.000 Lux can be attained without difficulty.



Key pad on the lamp housing

The following light functions can be adjusted electronically, such as:

- Switching ON and OFF
- Electronic light intensity control



Handling

During development high attention was paid to easy handling and high ease of maintenance. Furthermore the flow-enhancing ring form and the minimal surface avoid any heat increase in the surgeon's head area and create a perfect laminar flow performance.



The light can be positioned exactly to the wound field with the handle (pictured sterilisable handle available as an option against surcharge).



Long life-span/low power consumption

The life-span of more than 40.000 operating hours reduces the costs for exchanging and replacing the illuminants considerably, compared with the conventional halogen technology used with former OT-lights. By implementation of the LED technology the power consumption could be reduced partially with more than 50%.



Cool light

The LED technology is much more effective than conventional light sources such as halogen bulbs. The heat radiation is reduced to a minimum without using any expensive filter technique. The temperature increase in the surgeon's head area is almost nonexistent.

Mach LED 130

Dr. Mach GmbH & Co. KG

Flossmannstraße 28 · D-85560 Ebersberg
Phone: +49 (0) 8092 / 20 93-0 · Fax: +49 (0) 8092 / 20 93-50
www.dr-mach.com · e-mail: info@dr-mach.de